

# FUN Letters

with

Write-On Wipe-Off workbooks from Sesame Workshop® and Twin Sisters Productions® provide hours of learning fun with Elmo, Cookie Monster, Big Bird, and the rest of your friends from *Sesame Street*! Color, draw, write, and trace with any water-based marker! Wipe off the pages with a tissue or cloth – then play and learn again!

These picture icons help make activity directions easy for young learners to follow.



With this workbook your child will:

- Learn the alphabet
- Learn to identify and write uppercase and lowercase letters



"Sesame Workshop"®, "Sesame Street"®, and associated characters, trademarks, and design elements are owned and licensed by Sesame Workshop. ©2011 Sesame Workshop. All rights reserved.

Visit us at: [www.sesamestreet.org](http://www.sesamestreet.org)

©2011 Twin Sisters IP, LLC.  
4710 Hudson Drive, Stow Ohio, 44224 USA  
Printed in China

Visit us at: [www.twinsisters.com](http://www.twinsisters.com)

TW2808



1242

123  
SESAME STREET

Write-On Wipe-Off

# FUN Letters

With



ISBN-10: 1-59922-896-3  
ISBN-13: 9-78159922-8969



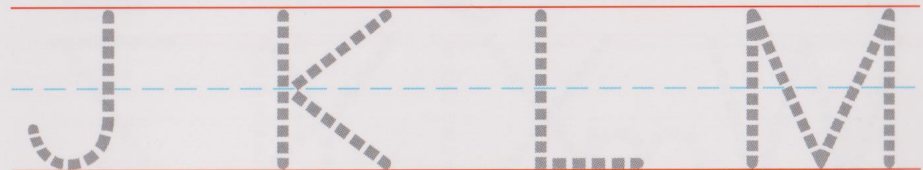
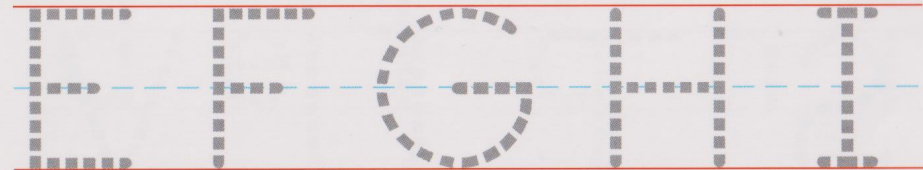
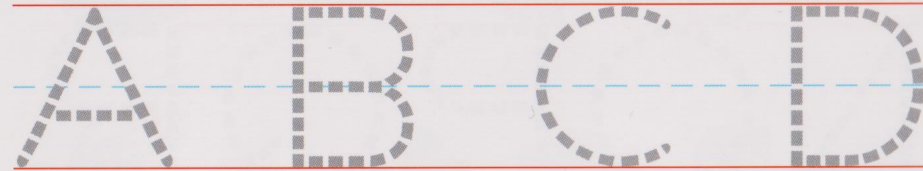
9 781599 122896


19812 34137 1

Big Bird loves learning the ABCs!  
The big letters in the alphabet are called **uppercase** letters. The small letters are called **lowercase** letters.

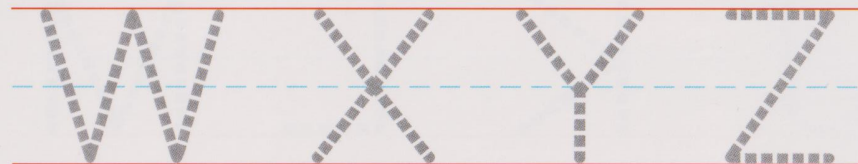
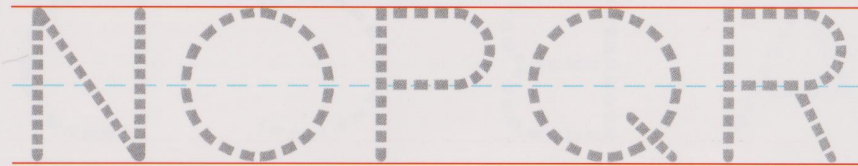


Say the name of each letter.  
Then trace all of the letters.





Say the name of each letter.  
Then trace all of the letters.

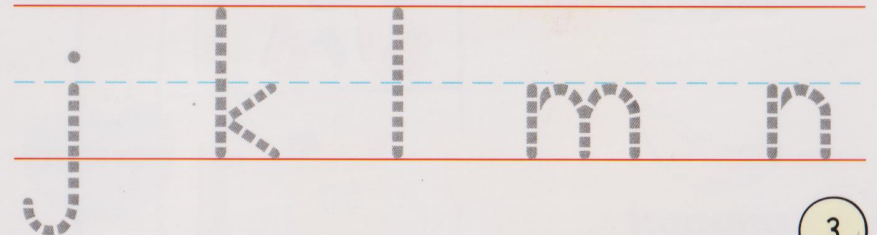


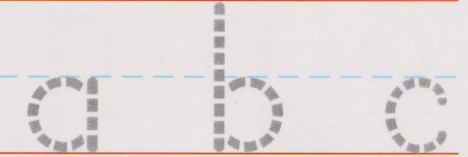


2

### Lowercase Fun




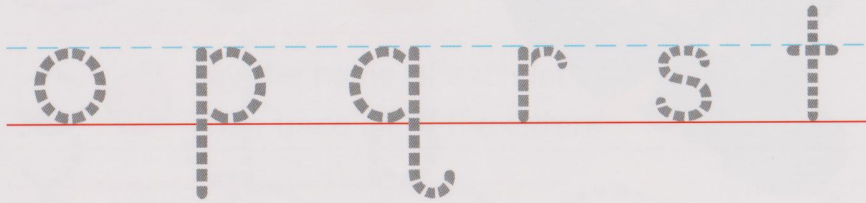
Say the name of each picture.  
Then trace the letter.



3



Say the name of each letter.  
Then trace all of the letters.



Each **uppercase** letter has  
a **lowercase** partner.



Say the letter names.



Then draw a line to match each  
**uppercase** letter to its **lowercase** partner.



**G**



**egg**



**A**



**carrot**



**E**



**apple**



**B**



**grapes**





**C**



**banana**

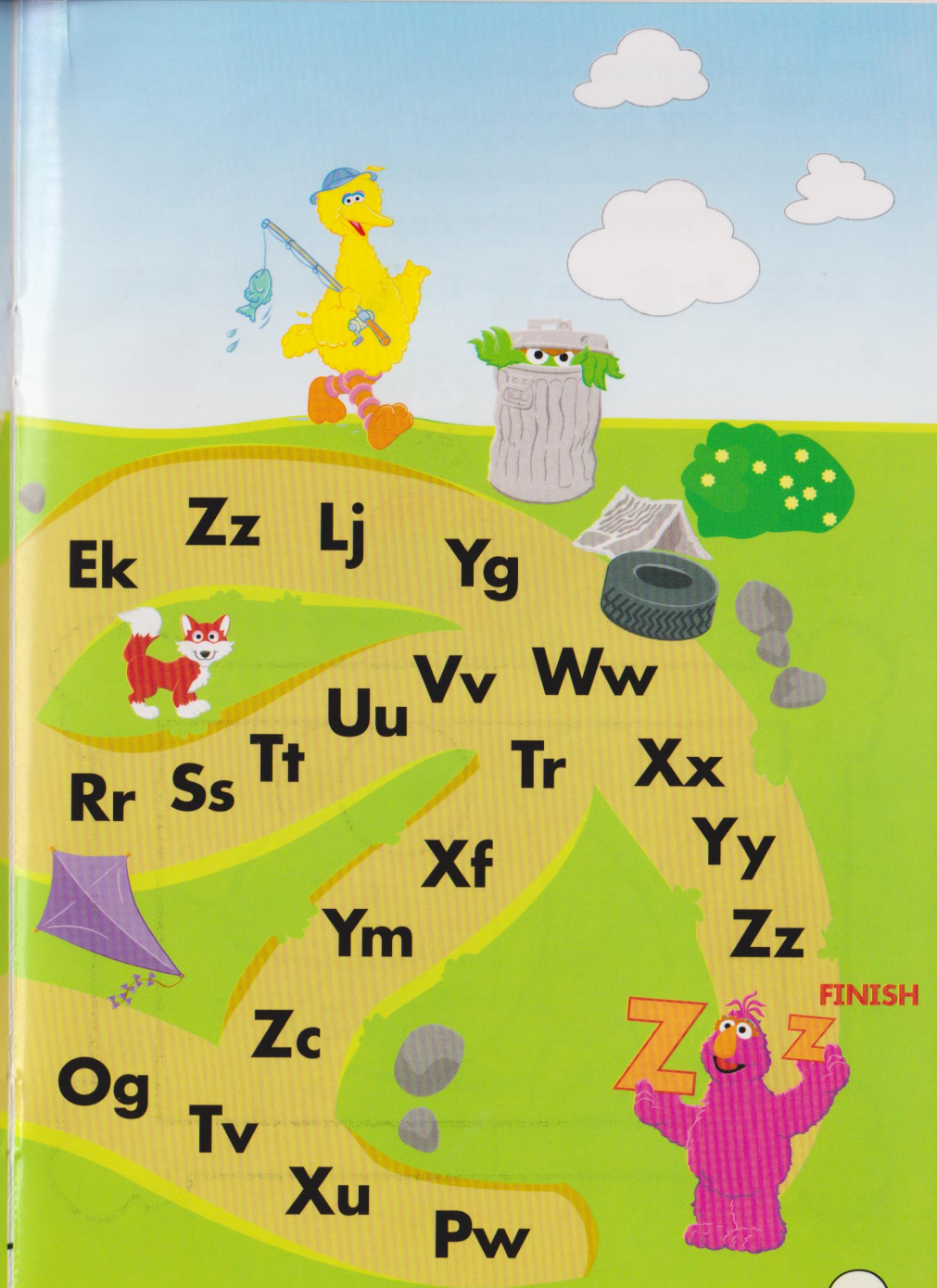
Help Cookie Monster and Prairie Dawn go from **Aa** to **Zz**.

 Draw a line through the path that shows the correct letter partners.



START

Aa Bb Cc Dd Ee Ff Gg Hh Ii Jj Kk Ll Mm Nn Oo Pp Qq Rr Ss Tt Uu Vv Ww Xx Yy Zz



Ek Zz Lj Yg Vv Ww Rr Ss Tt Uu Tr Xx Yy Zz Xf Ym Zc Og Tv Xu Pw


FINISH



Say the name of each letter you see.  
Color the spaces using the color key.

### Color Key

A= B= C= D= E= F=



Say the name of each picture.



Draw a line from each picture to the letter that stands for its beginning sound.



• J



• R



• W



• L



• S



• E



• A



• D




• B



• Q



Draw a line from each **uppercase** letter to the matching **lowercase** letter.




Say the name of each letter you see.



Color the spaces using the color key.



**Color Key**



Come join the party!



Color all of the balloons with **uppercase** letters.



## Letter Tic Tac Toe










Help Cookie Monster find the objects that begin with the same letter!



Write the beginning letter next to each picture.




Draw an **X** over the three pictures that begin with the same letter.

 _____	 _____	 _____
 _____	 _____	 _____
 _____	 _____	 _____

## Short Vowel Fun

Big Bird has so much fun learning about the short **a**, **e**, **i**, **o**, and **u** sounds!



 Say the name of each picture.




hat

bed

fish

frog

tub

 Draw a line from each picture to the letter that stands for its middle sound.




• a



• i



• o



• u




• e



• a



• i



• o



• u




• e

## Long Vowel Fun

Big Bird knows all of the long **a**, **e**, **i**, **o**, and **u** sounds!



 Say the name of each picture.




pail

leaf

kite

boat

suit

 Draw a line from each picture to the letter that stands for its middle sound. Look at the pictures in the box if you need help.



• a



• e



• i



• o



• u



• a



• e



• i



• o



• u



What letter is at the beginning of your name?  
Practice writing your name below. Then draw  
a picture of something that starts with the same  
letter as your name.

---

---

---

